




Term English overview B

Year 1 and 2 B	Autumn		Spring		Summer	
Book	 <p>Beegu -Alexis Deacon (journey tale) The Tunnel – Anthony Browne (Journey tale) Gorilla – Anthony Browne (Wishing tale)</p>		 <p>Thumbelina – Hans Christian Anderson (conquering the monster) Sleeping beauty -Sarah Gibb (conquering the monster) The owl who was afraid of the dark -Jill Tomlinson (Tale of fear)</p>		 <p>Flat Stanley- The Australian Boomerang Bonanza (losing tale)</p>	
PSED and Themes School virtues	Fantasy Picture books		Trditional tales	Contemporary fiction	Magical realism	
	Isolation Lonliness Calmness	Family Tolerance	Good overcoming evil Humility Stickability	Animals and habitats Courage	Survival Journey Resilience	
Poetry	Performance poetry – Narrative		Poet Study – Grace Nichols		Theme Poetry – School	
Independent Extended Writing	Y1	Y2	Y1	Y2	Y1	Y2
	<p>Instructions 1 -making your own planet Write simple instructions including imperative verbs.</p>	<p>Instructions 1 Write instructions with some expansion including imperative verbs, precise language choices and commands.</p>	<p>Narrative 2- opening and endings Plan and write a three part traditional tale with basic ideas sequenced and traditional story language adopted.</p>	<p>Narrative 2 – opening and endings Innovate and write a traditional tale – using a 4 part story box up and toolkit.</p>	<p>Book review 1 Write a book review giving simple reasons for their choices.</p>	<p>Book review 1 Write a book review using some structural features and subordination to give reasons for choices using the text.</p>
	<p>Fact file 1 – create their own planet Dscribe something using adjectives and accurate tense.</p>	<p>Non chronolgal report 1 Use topic specific language and some structural features to create a short report using conjunctions to expand and ?</p>	<p>Character description Describe a character using similes and adjectives to gain the interest of the reader.</p>	<p>Charcater description Describe a character using similes,adverbs and differing sentence structures to aid interest and variety.</p>	<p>Narrative 3- Description Plan and write a 3 part story with strong description from the tool kit and accurate punctuation.</p>	<p>Narratuve - 3 Description Plan and write a 5 part story with strong description from the tool kit and cohesive devices across k1.</p>
	<p>Narrative 1 - characterisation Innovate a story opening introducing a central character.</p>	<p>Narrative 1 -characterisation Innovate a 3-part story that has a key central character using embellished simple sentences with adjectives. “create character description during short burst.</p>	<p>Recount 2 (diary) Write a simple first person recount with atleast 3 events in order.</p>	<p>Recount 2 (diary) Write a narrative recount in role explaining character’s personal thoughts and feelings and a range of sentence types (exclamatory sentences) to support.</p>	<p>Recount 3 (postcard) Write a simple first person recount with atleast 4 events in order with a salutation and concluding sentence.</p>	<p>Recount 3 (postcard) Write a narrative recount in role using a range of cohesive devices across ks1.</p>
<p>Recount 1 (letter) Write 2 sentence to match a picture using correct past tense and some recount features.To/From</p>	<p>Recount 1 (letter) Write a simple first person recount with consistent use of past tense.</p>	<p>Fact file 2– owls Dscribe something using topic specific vocabulary and a simple ?.</p>	<p>Non chronolgal report 2 Use topic specific language and some structural features to create a short report, rhetorical questions, adjectives to describe and specify and conjunctions</p>	<p>Instructions 2 (Australian game) Write instructions with adjectives and precise language choices eg; First, switch on the red button.</p>	<p>Instructions 2 (Australian game) Write instructions with expansion including imperative verbs,commas, precise language choices, commands and adverbs for information.</p>	